


2021 OWF PREMIERS LEAGUE EMAIL
WEIGHTLIFTING TOURNAMENT


Round 4



COUNTRIES PARTICIPATING



Australia




Fiji



Kiribati



Nauru



New Zealand



Papua New Guinea



Solomon Islands



Samoa

2021 OWF PREMIERS LEAGUE EMAIL TOURNAMENT

FOURTH ROUND

LADDER							
Place	Team	Round	W	D	L	Points	Aggregate score
1	SAMOA	4	4			12	2698.24
2	NEW ZEALAND	4	4			12	1164.12
3	AUSTRALIA	4	3		1	10	1901.00
4	SOLOMON ISLANDS	4	2		2	8	-937.32
5	PAPUA NEW GUINEA	4	1		3	6	-86.18
6	KIRIBATI	4	1		3	6	-1434.34
7	NAURU	4	1		2	5	-372.24
8	FIJI	4			4	4	-2233.48

IN THIS FOURTH ROUND WE ARE STARTING TO SEE COUNTRIES FIGHTING FOR PLACINGS

Samoa is still leading on the ladder with four consecutive wins. In this round 4, they beat Papua New Guinea by 201kg. PNG really put up a good show.

Kiribati beat Solomon Islands by a mere 45kg. This was a real close match. It could have gone either way.

Australia had a convincing win over Nauru with 969kg.

New Zealand beat Fiji by 436kg. It was good to see the Fijian team produce some excellent results in this round.

PREMIERS LEAGUE 5th ROUND October 29 -30

Solomon Islands v Papua New Guinea

Samoa v Nauru

Fiji v Australia

New Zealand v Kiribati

ELEIKO
RAISE THE BAR

2021 OWF PREMIERS LEAGUE EMAIL TOURNAMENT September 24-25

NEW ZEALAND v FIJI

NEW ZEALAND TEAM:

ROUND4 RESULTS

	FULL NAME	Y/BIRTH	BODY WEIGHT	SNATCH	C&JERK	TOTAL
MALE						
1	Sione Tonga	1992	99.80	120	150	270
2	Sam Manuela	1996	88.70	115	140	255
3	Malachi Faamausili-Fala	2001	125.40	140	170	310
4	Siaosi Leuo	1992	107.20	130	175	305
5	Douglas Sekone-Fraser	1991	95.00	130	155	285
6	Cam Urgert	1993	94.70	130	150	280
7	Robert Jordan	1986	95.10	125	155	280
8	Xavier Albert	1998	92.30	135	160	285
FEMALE						
1	Kanah Andrews-Nahu	2001	87.00	85	105	190
2	Olivia Selemaia	2006	63.10	70	90	160
3	Medea Jones	2003	79.00	87	104	191
4	Ellie Granger	1990	66.50	75	88	163
5	Emma McIntyre	1991	65.10	86	100	186
6	Sam Hansen	1999	75.00	80	100	180
7	Samara Wright	2001	72.20	80	103	183
8	Hayley Whiting	1993	83.40	90	105	195
	aggregate bodyweight		1389.50			
		X2	2779.00	aggregate total		3718.00



FIJI TEAM : ROUND 4 RESULTS

	FULL NAME	Y/BIRTH	B/W	SNATCH	C&JERK	TOTAL
MALE						
1	Eroni Caucau Talemaigau	2006	52.50	68	90	158
2	Nehemiah Elder	2009	55.00	70	85	155
3	Solomoni Lili Vira	2005	72.80	105	115	220
4	Daniel Shaw	2005	66.75	83	100	183
5	Patrick Tawake	1989	80.90	120	145	260
6	Taniela Rainibogi	1998	92.20	145	165	310
7	CHARLIE LOLOHEA	1994	87.10	120	145	262
8	George William Ledua	2003	103.45	100	115	215
FEMALE						
1	ATECA VIRA	2007	48.00	50	65	115
2	MARION VIRA	2002	54.20	50	65	115
3	Miriama Taletawa	2005	62.45	55	65	120
4	SEIBUITA TALEMAIWASA	2004	70.30	63	75	138
5	HANISI MASIO	2003	75.90	55	70	125
6	APOLONIA VAIVAI	1991	76.00	90	100	190

7	ALUMITA GONETINI	2001	85.20	50	65	115
8	Helen Seipua	2002	112.40	80	95	175
	aggregate bodyweight		1195.15			
		X2	2390.30	aggregate total		2856.00

NEW ZEALAND totals less bodyweight= 902.60kg

FIJI totals less bodyweight= 465.62kg

NEW ZEALAND won by 436.98kg

PAPUA NEW GUINEA v SAMOA

PNG TEAM:

ROUND 4 RESULTS

	FULL NAME	Y/BIRTH	B/W	SNATCH	C&JERK	TOTAL
MALE			WEIGHT			
1	Scofield Sinaka	1998	53.50	75	100	175
2	Kevau Baru	2004	59.10	70	90	160
3	Morea Baru	1990	61.00	115	150	265
4	Heni Udu	2002	61.00	80	105	185
5	Simeon Dago	2000	62.30	80	105	185
6	Igo Lohia	1999	80.00	110	150	260
7	Toua Udia	1992	88.80	116	150	266
8	Sepa Simoi	2002	95.70	110	141	251
FEMALE						
1	Idau vagi	2006	45.00	46	60	106
2	Konio Toua	1999	47.70	45	60	105
3	Thelma Toua	1991	48.00	55	75	130
4	Dika Toua	1984	51.80	68	93	161
5	Korema Gavera	2000	57.50	50	60	130
6	Kari Mea	1998	62.40	67	87	154
7	Hitolo Gari	2001	79.30	66	90	156
8	Noi Igo	1998	81.50	75	95	170
	aggregate bodyweight		1034.60			
		X2	2069.20	aggregate total		2859.00



SAMOA TEAM :

ROUND 4 RESULTS

	FULL NAME	Y/BIRTH	BODY	SNATCH	C&JERK	TOTAL
MALE			WEIGHT			
1	John Tafi	2002	73.00	123.00	161.00	284.00
2	Nevo Ioane	1988	67.00	124.00	165.00	289.00
3	Tavita Leilua	2002	109.00	105.00	143.00	248.00
4	Jack Opeloge	2000	97.00	150.00	187.00	337.00
5	Don Opeloge	1999	96.00	159.00	200.00	359.00
6	Petelo lautusi	1996	109.00	150.00	193.00	343.00
7	Duncan Leilua	2004	67.00	90.00	115.00	205.00
8	Tovio Ah Chong	2005	73.00	73.00	87.00	160.00

FEMALE						
1	Avatu Opeloge	2005	73.95	64.00	83.00	147.00
2	Alison Sefo	1994	66.14	75.00	90.00	165.00
3	Sekolasitika Isaia	2000	57.40	72.00	90.00	162.00
4	Imoasina Pelenato	2006	87.00	67.00	92.00	159.00
5	Leotina Petelo	2001	81.50	98.00	130.00	228.00
6	Lesila Fiapule	2001	111.00	100.00	124.00	224.00
7	Luniarra Sipaia	1993	129.50	107.00	141.00	248.00
8	Feagaiga Stowers	2000	115.00	114.00	144.00	258.00
aggregate bodyweight			1412.49			
X2			2824.98	aggregate total		3816.00

PAPUA NEW GUINEA Totals less bodyweight = 789.80kg

SAMOA totals less bodyweight= 991.02Kg

SAMOA won by 201.22kg

KIRIBATI v SOLOMON ISLANDS

KIRIBATI TEAM:

ROUND 4 RESULTS

MALE	FULL NAME	Y/BIRTH	B/W	SNATCH	C&JERK	TOTAL
1	Ruben Katoatau	1997	73.00	105	145	250
2	Tekina Moaniba	2001	72.00	100	120	220
3	David Katoatau	1984	98.50	110	150	260
4	Bue Iororimo	2002	87.00	90	130	220
5	Titara Tekaiti	1998	74.00	115	145	260
6	Tekeeua Ititaake	2001	67.00	75	100	175
7	Reinataake Takenteiti	2001	52.00	70	100	170
8	Itamaeri Uamooa	2004	61.00	70	100	170
FEMALE						
1	Tabureiti Mauiika	2007	52.00	45	60	105
2	Miita Maikara	2001	55.00	40	55	95
3	Teangiro Taauta	2004	62.00	50	80	130
4	Aritaake Raibwebwe	2004	72.00	55	70	125
5	Loliin Bebe	2000	66.00	55	80	135
6						
7						
8			891.50			
aggregate bodyweight			1783.00	aggregate total		2315.00
X2						



SOLOMON ISLANDS TEAM :

ROUND 4 RESULTS

MALE	FULL NAME	Y/BIRTH	B/W	SNATCH	C&JERK	TOTAL
1	Philip Masi	2004	54.90	75	95	170
2	Brown Ramohaka	1988	63.21	95	125	220

3	Rocky Ramo	1986	62.90	75	110	185
4	Issac Rarubae	1989	70.30	60	80	140
5	Stan Donga	1998	67.50	105	130	235
6	Milton John	2008	89.21	70	90	160
7	George Saga	2005	73.60	88	100	188
8	David Gorosi	1984	96.50	110	140	250
FEMALE						
1	Rowina Donga	2006	52.41	55	70	125
2	Jaylyn Mala	2002	53.60	45	65	110
3	Jenly Wini	1983	54.90	75	101	176
4	Shirmara Wini	2005	58.50	53	60	113
5	Mary Kini Lifu	1994	57.20	65	80	145
6	Betty Waneasi	2002	59.80	60	75	135
7	Wendy Bosa	1987	76.30	70	90	160
8	Daisy Tolugu	1980	86.80	60	70	130
			1077.63			
		X2	2155.26	aggregate total		2642.00

KIRIBATI totals less bodyweight X2= 532.00kG

SOLOMON ISLANDS totals less bodyweight X2 = 486.74Kg

KIRIBATI won by 45.26Kg

NAURU v AUSTRALIA

NAURU TEAM:

ROUND 4 RESULTS

FEMALE	FULL NAME	Y/BIRTH	B/W	SNATCH	C&JERK	TOTAL
1	Roxima Agigo	2004	58.60	70	85	155
2	Morima Agigo	2004	63.20	65	83	148
3	Maximina Uepa	2002	75.30	80	105	185
4	Bernice Detudamo	2004	59.20	63	75	138
5	Myonly Stephen	2006	52.30	63	75	138
6						
7						
8						
MALE						
1	Ditto Ika	2006	66.20	96	135	236
2	Ezekiel Moses	2001	73.00	122	155	277
3	Larko Doguape	2000	76.30	120	155	275
4	Elson Brechetfeld	1994	73.00	105	143	148
	Freedom Scotty	1999	95.50	110	140	250
	Shsdrack Cain	1999	60.80	85	110	198
	Uea Detudamo	1999	82.00	120	152	272
			647.40			
		X2	1294.80	aggregate total		1881.00



AUSTRALIA TEAM : ROUND 4 RESULTS

MALE	FULL NAME	Y/BIRTH	B/W	SNATCH	C&JERK	TOTAL
------	-----------	---------	-----	--------	--------	-------

1	Sarah Cochrane	1989	63.66	100	120	220
2	Eileen Cikamatana	1999	84.70	110	140	250
3	Tori Gallegos	2003	58.50	86	106	192
4	Brenna Kean	1995	59.00	78	105	183
5	Olivia Shelton	1993	71.00	90	117	207
6	Darcy Kay	1993	71.00	87	117	204
7	Ebony Gorincu	1989	73.86	91	117	208
8	Tamara Dinsmore	1986	74.80	81	111	192
FEMALE						
1	Kyle Bruce	1999	82.70	145	185	330
2	David James	1993	92.25	150	185	335
3	Jackson Roberts-Young	1996	108.80	152	201	353
4	Leo Lark	1996	80.24	130	165	295
5	Beau Garrett	1990	88.90	131	166	297
6	Matthew Lydement	1994	108.46	152	178	330
7	Michael Lane	1993	89.10	125	155	280
8	Suamili Nanai	1995	129.65	153	200	353
aggregate bodyweight			1336.62			
		X2	2673.24	aggregate total		4229.00

NAURU totals less bodyweight= 586.20kg

AUSTRALIA total less bodyweight = 1555.76kg

AUSTRALIA won by 969.56Kg

ELEIKO

RAISE THE BAR